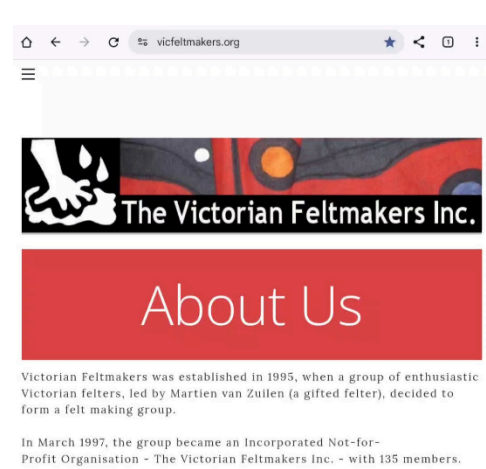


## How to Find and Follow our new Instagram "IG" account

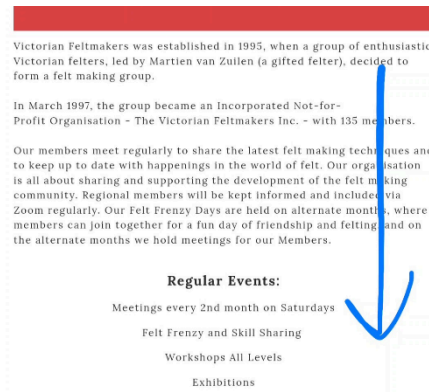
### Step 1

First, go to our website [www.vicfeltmakers.org](http://www.vicfeltmakers.org)



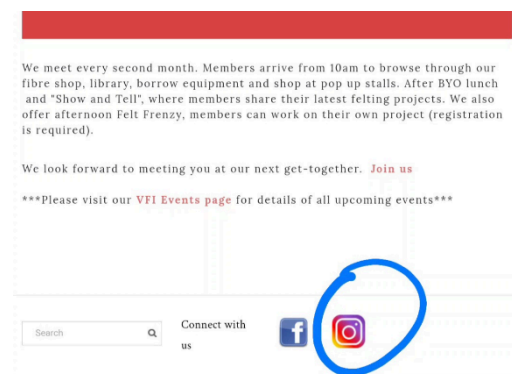
### Step 2

Scroll down to the bottom of the page.



### Step 3

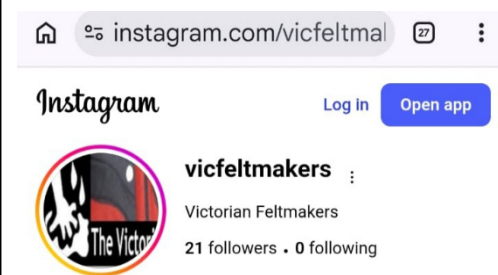
At the bottom of every page, you will see the Instagram icon.



### Step 4

Click the Instagram icon.

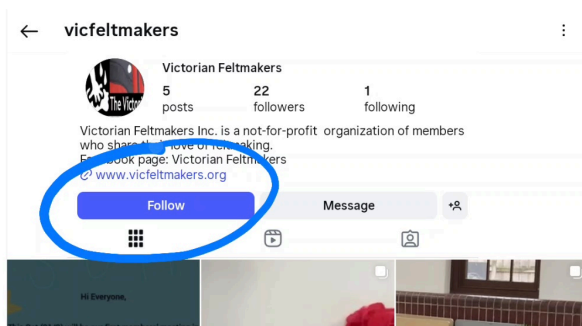
It will take you directly to our new IG account



- In case you can't see this page, you can get there by searching "**vicfeltmakers**" in your IG account

### Step 5

Tap the blue "**Follow**" button.




Congratulations! You are now following VFI !

- ✓ You can "**Like**" a post by tapping the heart icon.
- ✓ You can **leave a comment** to support and encourage our members.
- ✓ You can **share** our posts with friends who are interested in felting.

## How to Create an Instagram Account (For those do not have one yet)

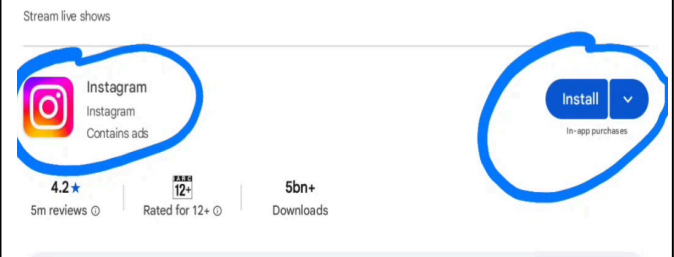
### Step 1

Download the Instagram app from the App Store (for iPhone) or Google Play Store (for Android).




### Step 2

Download the Instagram app.



### Step 3

Once completed installation, **open** the app. Tap **“Create new account.”**



### Step 4

You can sign up using:

- Your email address or
- Your mobile number

Choose the option you prefer. You will receive a verification code from the source you provided.

#### What's your email address?

Enter the email address at which you can be contacted.  
No one will see this on your profile.

You'll also receive emails from us and can opt out at any time.  
[Learn more](#)

Next

Sign up with mobile number

### Step 5

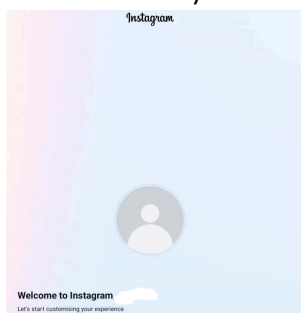
You will be asked to create password, user name and input your date of birth.

### Step 6

Follow the prompts to complete the setup.

### Step 7

Add your profile photo (optional, but recommended)



Your Instagram account is set!

In your account, you can search by **“victeltmakers”** and you will get there.