

# FELT LINES

**SUMMER 2023**

Magazine of the  
Victorian Feltmakers Inc.  
Reg. No. A0034651T  
Issue 100



Catherine O'Leary  
Depression  
Winner Australian textile fibre award



**Feltlines** is the official publication of the Victorian Feltmakers Inc. Please refer any questions/suggestions about the magazine or about content (such as advertising), to the editor at vicfelteditor@gmail.com

**Editor**

Sabrina Crosthwaite  
vicfelteditor@gmail.com

**Feltlines Proof Reader**

Eva McDonald

**Contributors**

Mary Stewart-Craig  
Margot Ling  
Sabrina Crosthwaite  
Tanja Gawin  
Anna Ashton  
Gillian Schoenborn

**Photographers**

Various VFI members

**NEW**

Visit us at:  
Web: [www.victorianfeltmakers.org](http://www.victorianfeltmakers.org).

**NEW**

Like us on Facebook:  
**Victorian Feltmakers**  
Remember to invite your friends to like us too.

**Committee Members**

**President:** Sabrina Crosthwaite  
**Vice President:** Mary Stewart-Craig  
mary.stewartcraig@gmail.com  
**Treasurer:** Martyn Pickersgill  
martyn.pickersgill@bigpond.com  
**Secretary:** Christina Pickersgill  
vicfeltsecretary@gmail.com  
**Events Coordinator:** Margot Ling  
Margotling46@gmail.com  
**Committee members:**  
Eva McDonald, Denise Leslie, Rita Caspersz,  
Carol Weston.

**Country Members**

We are now having regular Zoom meetings for country members. Please contact our secretary to be sent dates, times and links for our next Zoom meeting.


**Contributions:** We would like to encourage members, who are unable to make it to our get-togethers, because of distance or other commitments, to keep in touch with us by sharing stories of their own journey in Feltmaking via Feltlines.

Feltlines provides the perfect opportunity to link members to each other's stories, inspirations and interests. Contact the editor if you have a contribution to make.

# Catherine O'Leary

Catherine was guest speaker at one of our meetings this year. The new body of work she showed was amazingly beautiful. She would not let us publish her work at that stage, far too personal as the work is all about her family. This piece won the Australian Textile Fibre award.


Depression  
1m x1m  
Merino wool, wet felted,  
Drawn with pen and ink, then hand stitched.



## Taste of Felt demonstration by Margot Ling

Many VFI members demonstrated at the Craft and Quilt Fair highlighting different felting ideas. We advertised a workshop by showing an example of a simply felted scarf.

Subsequently, a workshop was held in early September, with 11 participants learning a simple method of felting. Each person took home a completed scarf.



## EL KANAH VFI Feltmakers retreat by Margot Ling

El Kanah at Marysville has been booked again for 2024.

While other venues have been suggested and investigated,

El Kanah still remains the best deal overall.

With all meals included, very comfortable shared accommodation and a beautiful room in which to felt.

All this under one roof, unlike many other venues.

It's a great time to share skills, relax and be productive over a couple days.

DATE 2nd to 5th May

Thursday night through to breakfast Sunday.

Accommodation is shared, but twin rooms can be booked at an extra charge

Costing and more details will be available in early 2024

but for now

PUT THE DATE IN YOUR DIARY!

2nd -5th May.



## Ap ARTWEAR PUBLICATIONS

Ph: +61 3 9888 1853

[artwearpublications.com.au](http://artwearpublications.com.au)



Great Australian magazines for textile and fibre artists, and lovers of vintage in print and digital format





# From the President's Pen by Sabrina Crosthwaite

FELTLINES



Again we have been busy with guest speakers, at most meetings and demonstrations at most Felt Frenzies.

I'm pleased to announce that we will be extending on our Felting Frenzy days to include a Skills Share. Each participant can watch the demonstration and then elect to continue and make the item being demonstrated OR continue to work independently on their own projects.

This enables members to share their skills, without increasing hall hiring costs.

Stay tuned to our monthly news letter, our web site and our face book page for details.



## Up coming Felt Frenzy Skill Share - 2024

As noted by the President, these workshops will run as a continuation of the Felting Frenzy demonstrations, to incorporate skill share support by the demonstrator, in making the felted item of the day. This is intended to provide a richer and more supported program, whilst keeping costs at a minimum.

### Saturday January 20th

Sabrina Crosthwaite  
A simple felted hat.

### March, Saturday 16th

Christina Pickersgill  
Needle-felted creatures with armature.

### May, Saturday 18th

Three VFI members collaborating  
Various Felted flowers using different techniques.

### July, Saturday 27th

Rita Caspersz  
A Cobweb scarf made from one continuous length of wool fibre.

### September, Saturday 21st

Mary Stewart-Craig

A length of Nuno felted fabric using either prefelts or fibre, as the base layer on silk fabric.

### November, Saturday 16

Anna Ashton  
Numerous cords and balls techniques  
**Workshop**

In addition, Miranda Brett on Saturday 3rd February 2024, 9.00 – 3.30, will facilitate a workshop on making a small felted bag 15 x 20cm, Cost \$55. 'low – average experience' is required.

### For your Diary

Felt Frenzy - January, Saturday 20th

Meeting - February, Saturday 17th

Felt Frenzy - March, Saturday 16th

Meeting - April, Saturday 20th

Felt Frenzy - May, Saturday 18th

Meeting - June, Saturday 15th

Felt Frenzy - July, Saturday 27th

Meeting - August, Saturday 17th

Felt Frenzy - September, Saturday 21st

Meeting - October, Saturday 19th

Felt Frenzy - November, Saturday 16th

Meeting - December, Saturday 7th

10.00 am to 3.30 pm - St. James Hall, Cnr Burke Rd. & High St. Glen Iris.

Attendance at our Felt Frenzies is limited, and must be booked and paid for in advance. Please click on the Registration Form link to book your place.



## VFI Meetings - Guest Speakers 2023 Felt Frenzy - Guest Demonstrators 2023

Our Felt Frenzy demonstrations continue to add more interest and enthusiasm to the Felt Frenzy day. Talented members of the VFI give their time, by preparing and demonstrating a particular technique, they have developed. Following the demonstration, participants can fine tune what they have been shown, or simply go on with their own project.



Tony Cooper



Brigitte Halderman



Judith Latham

# Southern Hemisphere Felters Convergence 2023 Felt Road

by Mary Stewart-Craig

Five members of the Victorian Feltmakers attended the Felters Convergence, which was hosted at the Pavilion on Northbourne in Canberra. The convergence had previously been postponed due to Covid 19, but persistence pursued, and it was held in all its glory between Sunday 10 September to close of day, Thursday 14 September.

It was a festival of creativity, sharing ideas, networking and experiencing often unique and different felting techniques. It could be said that the

convergence centred on the finer details of felting as an art form, incorporating a breadth of topics by artists, both local and from afar.

Notably, many Canberra felters demonstrated or ran practical 'how to' workshops, that were welcomed by participants. These included jelli printing, ice dyeing, shaping hats and using premade felt pieces, to make interesting and different collars.

Most participants dressed in their felted creations, and so the event became a constant fashion walk. Very inspiring! In

addition, the flicking of phone cameras, laughter and joy created a happy atmosphere.

Most days commenced with announcements, followed by a key note speaker.

The highlights for me were too numerous to mention, so here is an array of photos to wet appetites for the next convergence. It is anticipated this will be held in 2025 in NZ.



Jennie Curtis, Resist Explosion



Wendy Bailye, Felt Flowers



Christine White, Felt Collars

## by Gillian Schoenborn

I have nothing but high praise for the Convergence hosted by Canberra Region Feltmakers in September this year. It was held in the wonderful Pavillion Hotel on Northbourne Avenue, with its distinctive three story atrium of lovely plants. The welcoming pack provided had so much thought gone into it. Name badges, all handmade felt in four bird groups, dividing participants into classes for certain workshops. The program was very well laid out and easy to follow.

There was a wide variety of activities to choose from all day, every day. Each day started with a keynote speaker with interesting presentations, after which you could plan your day with demonstrations, hands on workshops, talks or discussions.

A highlight of the week was the collaborative challenge, where everyone was randomly divided into groups of four, and given a bag of goodies, from which to create a felted installation, to the theme of 'The Road Not Taken'. The groups worked on their projects every day, after lunch and also

in free time if they wanted to. On the final day, the twenty installations were displayed and a silent auction was held, to raise funds for the next Convergence to be held in NZ, in two years time. The group I was in, created 'The Purple Road to Discovery,' which was great fun, as we came from NZ, Perth, Vic. and NSW.

Another memorable event was the gala dinner, when everyone dressed in their felted finery. During the evening, each table got up to their signature tune and paraded around the dining room, to the delight of all present.

Congratulations to members of Canberra Regional Feltmakers for making it a great week to remember.





# TAFTA Geelong

## Dawn Edwards Too Many Hats and only One Head

by Sabrina Crosthwaite

We had an amazing week with Dawn, basically making a hat a day.

There were 15 in the class, from a beginner, to some pretty experienced felt/hat makers.

Dawn had all the styles of hats that she was teaching, out the front, but fully let people make their own style, if they wanted. I decided that I was there to learn her style of hats, and I could move on to my own, once I had mastered her techniques.

Dawn had a hat template for each hat, which we could trace off for our own, plus how much wool and how many layers, she used for each hat.

So with this in hand, I set off to make my first many folded hat in red. My second hat, a cloche style with a flower on one side.

Dawns expertise in how to steam and fold the hats was an invaluable experience.

I used a hat block I had hired from the Felt Makers, as well as 2 of my own. With so many hats taking at least a day to dry out, they were needed.

Dawn was a wonderful tutor who allowed for different skill levels, and I think we all enjoyed the class.

Now I need enough heads to wear them all.



Sabrina Crosthwaite



Sabrina Crosthwaite



Mary Stewart-Craig

# Nicola Brown Felt to Print and Print to Felt

by Gillian Schoenborn

I was very keen to meet Nicola and spend time working with her in person, having been in her online Wet Felting Club for nearly two years, from her home in Ireland. It was a great experience.

Nicola had a class of 15 and she gave each person her full attention. Each day we started with an hour of talking and notetaking. On day 1 and 2 we felted items, which we then went on to eco print on days 3 and 4. There were a few challenges, when the whole area had no water on the Tuesday, but we rose to the situation and shared buckets of stored water, etc.

Nicola specialises in eco printing, without using powdered mordants. So she made up a 'Dirty Pot' using collected vegetation, bark, onion skins and rusty metal. Everyone had brought their own leaves to print and made remarkable pieces. Each 'reveal' was shared by all.

It was my first time to TAFTA at Geelong Grammar and I was very impressed with the organisation of the whole event, from introduction to catering,

accommodation and program. The tutor presentations were a great way to end the working days.

It was an incredible experience, connecting with people who knew other people in one's life. I would highly recommend it, to anyone looking for a great week away with likeminded people.





# Artist in residence - TAFT Geelong Pam de Groot

Pam was artist in residence at Geelong's Fiber Forum week at Geelong Grammar.

Even experienced feltmakers were intrigued with what she achieved. Her work was so beautiful.

She produced some amazing work, but she particularly enjoyed the interaction with people dropping by to the studio, and then she explained the process.



# On Line Workshops - Diana Nagorna Mini drop bag video tutorial by Anna Ashton

I have admired Diana's felt work for several years. Elegant clothing, stylish accessories are not the style of things that I wear very often, but I can appreciate their quality. She has quite a few tutorials available on Etsy.

I prefer to make more sculptural felt, than wearable items. When I discovered this bag tutorial, I was intrigued by the decorative elements, that seemed to be sculpted as part of the structure. There was a choice of 3 sizes, and I preferred the small one, as for me, it will be most useful. I was a little disappointed to discover that the 'curls' were made separately and sewn on at the end. I also 'learnt' that it wasn't necessary to have everything made in one piece to be successful. There's nothing to be lost by creating 'composite' pieces.

The course consists of nearly 2 hours of videos, in English. All the templates are printable on A4 paper, and need to be taped together. Suggested wool weights are given for each stage.

I used Bendigo Woollen Mills Readyspin wool, 27 micron wool, a total of 150 grams. Diana's recommendation was Bergschaf or Corriedale, 27-32 micron wool. The videos are broken

up into various sections with Diana demonstrating each stage of the process. The videos are on the "thinkific" platform, and are available indefinitely. Also included are the leather accessories, all the screws necessary for their attachment, and a magnetic catch. The design, which includes a felted inner facing and fabric lining, results in all the screw fittings being concealed on the inside. The package with the leather, etc. took a bit longer than estimated, about a month, but as it came from Ukraine, this was quite understandable. The leather is beautifully flexible and sturdy.

The videos are very well presented, with every stage clearly shown and explained. I am not always good at estimating measurements, and would have liked a diagram to clarify the preferred placement of the different templates, the size in which to place the cutout for the decorative curls and also the length of wire required. However, I was pleased with the end result!

I also added a pocket on the back, as I like to have a separate pocket for keys. Now that I'm writing this 2 months after I made it, I'm not exactly sure how I did

that! I will certainly consider another of her courses in the future!



# On Line Workshops

## Gladys Paulus – Inspired by Nature - Horns by Tanja Gawin

Gladys Paulus is an internationally acclaimed feltmaker of exquisite talent and skill. Every felter to whom her name is familiar, will know that it is synonymous with absolute mastery of our craft, and that her sculptural feltwork, is second to none in execution and imagination. Sadly she lives and works on the other side of the globe, in the UK. So for us kangarooland dwellers, taking an in-person workshop with her is a dream not so easily fulfilled. Enter COVID however and Gladys, like so many other internationally acclaimed teachers, was compelled to put her first online workshop together, Inspired by Nature: The Lotus, which I took early last year.

Just like for her second online offering, her workshop on making Horns, a date and time for enrolment was released. For us antipodeans it fell at some ungodly hour in the morning. Knowing that places would be coveted and be snapped up fast I, with bleary eyes, made sure to be there on the dot to secure my spot.

It always is well worth the slight loss of sleep!

Both workshops are hosted on Ruzuku, an online learning platform that is efficient and professional. I now have taken 16 online workshops. The workshops remain accessible indefinitely (mostly, unless the facilitator takes them down, which has happened

only once in the 5 years I have been using Ruzuku). The online format, enables one to access the learning material, which comprises of video tutorials, written instructions and class discussions, at any time and as many times you like. Gladys, in particular, is a brilliant and experienced instructor and her learning materials are presented with meticulous attention to detail. Even for the experienced feltmaker, there are always gems of new learning to be gleaned.

And so it was with her latest offering, her online workshop Inspired by Nature: Horns. The workshop ran over 3 weeks, with a new module being released each week. The instructions covered making straight horns and curled ram's horns, and how to achieve a 'lifelike' surface texture. The horns are made from 6 layers of 23 micron merino wool, incorporating cords of different diameters and multilayered prefelts that form the ridges. With so many layers, a LOT of rubbing, interspersed with rolling, is required, to full and shape the felt into its final form. The end result is a very firm felt that stands up on its own, without the need for stiffening agents.

If you get the chance to take one of Gladys's workshops, I thoroughly recommend you jump at it without hesitation!



## Beanie Festival Alice Springs

Congratulations to Pat Meehan for her winning entry in the Beanie Festival. She worked on this while at El Kanah retreat. The theme was "Road Trip".





