

FELT LINES

Winter 2023

Magazine of the
Victorian Feltmakers Inc.
Reg. No. A0034651T
Issue 98

Featuring
Feltmakers Retreat

Pieces from the group project
Mary Stewart-Craig
Di Morley
Helen Grant





Feltlines is the official publication of the Victorian Feltmakers Inc. Please refer any questions/suggestions about the magazine or about content (such as advertising), to the editor at vicfelteditor@gmail.com

Editor

Sabrina Crosthwaite
vicfelteditor@gmail.com

Desktop Publishing

Gillian Schoenborn

Newsletter Distribution

Eva McDonald

Contributors

Mary Stewart-Craig
Margot Ling
Sabrina Crosthwaite
Helen Rossi
Penny Storey
Denise Leslie
Gillian Schoenborn

Photographers

Various VFI members

NEW

Visit us at:
Web: www.victorianfeltmakers.org.

NEW

Like us on Facebook:
Victorian Feltmakers
Remember to invite your friends to like us too.

Committee Members

President:

Vice President: Sabrina Crosthwaite

Treasurer: Martyn Pickersgill
martyn.pickersgill@bigpond.com

Secretary: Christina Pickersgill
vicfeltsecretary@gmail.com

Events Coordinator: Margot Ling
Margotling46@gmail.com

Committee members: Genielle Phillips,
Eva McDonald, Penny Storey, Denise Leslie,
Mary Stewart-Craig, , Rita Caspersz.

Country Members

We are now having regular Zoom meetings for country members. Please contact our secretary to be sent dates, times and links for our next Zoom meeting.

Contributions: We would like to encourage members who are unable to make it to our get-togethers, because of distance or other commitments, to keep in touch with us by sharing stories of their own journey in feltmaking via Feltlines.

Feltlines provides the perfect opportunity to link members to each other's stories, inspirations and interests. Contact the editor if you have a contribution to make.

For your Diary

Felt Frenzy

- July 22, 2023

VFI Member Meeting

- August 19, 2023

Felt Frenzy

- September 23, 2023

VFI Member Meeting and Frocktober

- October 21, 2023

Felt Frenzy.

- November 18, 2023

VFI Member Meeting

- December 2nd, 2023

10.00 am to 3.30 pm - St. James Hall, Cnr Burke Rd. & High St. Glen Iris.

Attendance at our Felt Frenzies is limited, and must be booked and paid for in advance. Please click on the Registration Form link to book your place.

Zoom Meetings

We will now be holding Zoom Meetings for those who are unable to attend our regular bi-monthly meetings. Please send an email to the Secretary if you would like to join in these meetings.

Felting Squares - Group Project by Mary Stewart-Craig

VFI members were invited to participate in a group project. This was to design and felt a 20cm finished square based on any or all of the VFI colours, being reddish orange, greyish blue, a little pale blueish mauve, orange, and/or black and white and to do so using any 2D technique/s of their choice.

Some made one square using fine merino roving, while others used cross breed wool that was quite chunky and robust.

The project had few boundaries as the aim was to explore, express and to bring together like-minded members. Altogether we received 36 squares.

A small group of volunteers met, to review the squares and to coordinate them into three banners, which you can see in the photos.

You will notice the new VFI banner header. This was generously developed and its production organised by Carol Weston.

Alice Leung has suggested a stand that will hold each banner separately and for use at any of our marketing venues.

The results were nothing short of amazing. With so many members participating, the diversity is really interesting and motivating. I'm sure the banners will have long and interesting lives, as they project the diversity of our organisation and its members.



A big thanks to everyone who participated and notably to those members who worked to bring the squares and banners to life.



Ap ARTWEAR PUBLICATIONS

Ph: +61 3 9888 1853

artwearpublications.com.au



Great Australian magazines for textile and fibre artists, and lovers of vintage
in print and digital format

From the President's Pen by Sabrina Crosthwaite



Another edition of Feltlines has come around, and I am still here as your acting president. It has been a busy six months for

our organisation. We have had a range of wonderful guest speakers at our general meetings including Anna Ashton, Tanja Gawin, and Catherine O'Leary. It has been wonderful to see some of their work up close and follow their journeys in felt.

Also the short demonstration at the beginning of Felt Frenzies has been a great success, with Margot Ling demonstrating shibori method with felt, Di Morley demonstrating making a large 3D hollow ball, with cutouts, and Mary Stewart-Craig on how to use resists for multiple layers, and finally Rita stepped in for Judith Latham, who was still not well. Keep an eye out on our Web page and Facebook page to see

who is coming up in the next 6 months. We also demonstrated at the Melbourne Show, and had our felting retreat at Marysville. More on that later in the magazine.



VFI Meetings - Guest Speakers 2023



Anna Ashton



Tanja Gawin



Catherine O'Leary

Felt Frenzy - Guest Demonstrators 2023



Mary Stewart-Craig



Margot Ling



Di Morley

EL KANAH - Feltmakers retreat by Margot Ling



El Kanah in Marysville is a beautiful setting for a retreat, especially in Autumn. Although the May temperatures were bracing, we, being on the inside of our generous felting room, were very comfortable and enjoyed looking through the large picture windows at the beautiful autumnal views.

Having the luxury of consecutive days away, with all meals provided, plus the uninterrupted time to concentrate on a project (or two) was much appreciated by all. It was so good to have the company of like minded friends and this year we had the pleasure of four first timers joining the group.

Spending time with a group of felters at varying levels of experience, has so many benefits. We all gain so much, when we share tips and tricks and watch others at work, not simply sharing skills, but connecting on many other levels.

Our meals were generous, as were the delicious contributions from the group, toward morning and afternoon teas.

Arriving mid-afternoon on day one gave us the time to prepare our projects and continue until the time came to pack up and say our good byes, on the fourth morning.

In order to keep the cost at a minimum, we had shared accommodation at El Kanah and this has proved to be the source of a lot of fun, laughter and stories to quote.

Our annual theme for pre-dinner cocktails was "All Things Floral." The interpretations were wonderfully varied, most original and of course very artistic (as only feltmakers can create !)

This was the year of an historical event, the Coronation of King Charles 3rd and it was viewed from the comfort of the couches in the lounge area, what a spectacle.

...and so a new era has begun!

Kate Taylor Gallery visit - Feltmakers retreat by Denise Leslie

"Little Battlers" an Exhibition by Kate Taylor at Marysville Information + Regional ArtSpace [MiRa] May 2023. Kate Taylor's Gallery Walk and Talk was a wonderful opportunity, to not only view her work, but also to share her enthusiasm, love of colour, and care and concern for threatened wildlife- both native to Australia and worldwide. As well as sharing her enthusiasm, Kate was extremely generous in sharing with us the various materials, methods, and suppliers she uses in her creations. Amongst the fibres Kate uses are merino, mohair, cashmere, silk, and bamboo, as well as rose and mint fibre. bamboo, PVA glue and even a hair straightener is included in her resources. Kate is self-taught, using both needle and wet felting to create her pieces.

She likes to use needle felting because of the 3D effects she can achieve, and combines this with wet felting for her backgrounds. There was a great variety of creatures represented in this delightful exhibition- Rakali [Australian water rat], leaf tailed gecko, green eyed tree frog, platypus- as well as many different birds: Australian Bee eater, Fairy Wren, silver eye, owls, ibis, kookaburra, macaw, and pelican. As well as 3D framed paintings, there were also enchanting free-standing 3D needle felted sculptures: Owls, ducklings, koalas, a possum, and a dingo.

Thank you, Kate, for sharing your very interesting and thought-provoking exhibition with us.



Featuring artists at the Retreat

What a wonderful Felt Retreat!

Thank you so much to Margot for not only finding such an ideal venue, but for her wonderful organisational skills and unflappability!

I was lucky to drive up and back via Yarra Glen. The scenery was absolutely gorgeous, let alone staying in Marysville, looking through big windows in our felting space at the glorious Autumn colours- such a beautiful location!

It was delightful to catch up with people I hadn't seen since before Covid, learning more about Members I already know, and getting to know our newer Members.


It is amazing to be surrounded by like-minded felters, who are all happy to share their knowledge, experience, and ideas with everyone. Such a friendly and positive atmosphere in the room.

I didn't set the felting world alight with what I did, but it's been great to get back into it again. Although I am still in the process of shrinking my 'Bigfoot' sized slippers, I am already motivated to be

thinking about other projects I would like to try.

It was inspiring to take time out to wander around the room and see everybody working on their own very individual projects. If you have never been to a felt retreat before, I thoroughly recommend you give it a try. It is a wonderful experience, with lots of fun and laughter included!

Denise Leslie



Pat's amazing beanie

Always up for a challenge I decided to enter a beanie in the Alice Springs Beanie Festival, the theme "Travelling Around Australia What Did You See".

Having done much travelling around Australia visiting the outback, small towns, coastal areas and cities. I decided I was up to creating my travel memories in felt. If you say it quickly it sounds simple, but transferring the plan from the brain to felt was quite challenging.

I began by making a very tall wet felted beanie, then procrastinated for a couple of weeks. Having booked to go to the Felting Retreat at Marysville, this was the perfect opportunity to get this project underway. Where better to get lots of positive encouragement.



Armed with a stash of prefelts and pictures of native animals and using a mixture of wet felting, needle felting and stitching the creation began to take shape, but there were many distractions when one is surrounded by so many talented felters who shared many ideas and techniques and friendship.



On returning home after a wonderful three days at Marysville, I spent many hours completing my beanie and it is now on its way to Alice Springs.

If you have never attended a Felters retreat I recommend you don't miss next year as it such a lot of fun and there is so much we can learn about felting.

Cheers Pat Meehan

Pat (left) with beanie under construction and completed (above).

Alice Leung was one of the four first timers at the Retreat this year and showed how skilled she is in her feltmaking, having learned to felt in Singapore.

Alice and her young family moved to Melbourne from Hong Kong late last year and she soon joined Victorian Feltmakers.

Above she is modelling her gorgeous long vest she made at the retreat. Her layout was done with 7 layers of 'clouds' of fleece and a beautiful tree features on the back.



EL KANAH

Grampians Texture Workshops

Sachiko Kotaka by Sabrina Crosthwaite

Having done many workshops before, I really wanted one where I did not need to bring such a huge range of supplies. I decided to do the 2 day and 4 day with the same tutor. I wasn't the only one. After arriving with my equipment list, which I thought I had bought too much. Far too much, but over the 6 days I used a touch of almost everything.

What a wonderful lady, nothing is too hard.

She introduced us to origami in felt, plus many other ideas. Nothing is wrong in felt as you can make it work eventually. Use a rejected piece of felt, cut it up and add origami creations, weave separate pieces in a variety of ways to create a brand new piece. Amazing.

Sachiko taught us so many different techniques, but it was up to us to decide if we wanted to trial them. There was no pressure to complete every exercise.



Catherine O'Leary by Gillian Schoenborn



The six day masterclass 'Sewing your Stash Away' with Catherine O'Leary at Grampians Texture 2023 was a real treat to experience.

We learned how to combine fabrics into compositions of stunning beauty. This fabric was then made into a dress or garment which fitted well and was flattering in shape.

Catherine supplied patterns, fitted us with her own dresses and showed us how to create our own pattern to fit exactly.

Working from our own stash of either new fabrics or garments to be repurposed we were often amazed to see how Catherine would cut chunks out of a jacket and insert other pieces.

In some cases participants brought their previously failed felting and revamped it into something wonderful.

I had a nuno felted hooded jacket (made there in 2016) which had moth holes. It became a long vest, highlighting the best features. (Pictured left).

We were under no pressure to finish by a certain time but at the end of six days 12 eager sewing women had completed 38 garments between them. (Right)



On Line workshop - Wendy Bailye

50 Shades of Grey Felt starts 17 July


"50 Shades of Grey Felt" embraces the monochrome aesthetic, enabling students to delve deep into the nuances of shades, shadows, and textures and really see what the fibres do in their pieces. This focused approach allows exploration of the vast possibilities hidden within a restricted color spectrum. This class has ignited students' imaginations and elevated their creative experiences. I cover in depth explorations of fabrics, yarns, fibres, machine stitching, shrinkage rates, the creative process, learning to sample, creating unique partial felts,

cutting, embossing, mark making and loads more. Video, PDFs, and Zooms develop a vibrant community of like-minded individuals who share their passion for felt art. It is so rewarding for me as a tutor to see collaboration, exchange of ideas, and the fostering and nurturing of artistic growth.

Mark your calendars new class starts on July 17th and then get ready to unleash your artistic potential in my upcoming class, "Textures and Patterns in Nature" September 25th. This builds on the success of "50 Shades of Grey Felt," and delves into the mesmerizing

intricacies found in the natural world as you learn to capture and interpret them in your artwork. Discover the beauty of nature's patterns and incorporate them into your creations. Hope you can join me!

www.wendybailye.com.



CrossXpollination by Penny Storey


Cross Pollination is an biennial festival held at Colac Otway Performing Arts Centre (COPACC) which celebrates textile and fibre arts. After 2 years of cancellations due to Covid the festival exhibition was held in June and July last year with an appropriate theme of Impermanence.

The exhibition displayed both work of local artists and two feature artists- Ange Jeffery and Neroli Henderson. Ange Jeffery is an aboriginal artist who

creates fine art pieces and jewellery. Neroli Henderson uses textiles and mixed media in her work.

Heather Barker, Jane Bear and Gail Maddern won the Peoples Choice Award with their gorgeous piece called "Nothing Endures but Change" which was an eco dyed silk framed in felted wool in the form of a stained glass window.

The range of work as always is amazing and you can check further examples on their Facebook site.



Obituary - Maryanne Walsh by Helen Rossi

Maryanne Walsh has passed away. She was a life member of the VFI, and had always contributed generously to our meetings, events, and workshops. She was multi-talented and interested in all textile crafts, spinning, dyeing, felting and sewing. She shared her talent with others, and her last project was a wrap for one of her oncology nurses. Maryanne and John moved house about a year ago. When I visited her in her new home, she told me of her granddaughter who had exhibited in the VCE Top Arts Exhibition 2022

at the NGV. Maryanne had helped her granddaughter leaf print as a background to a detailed drawing of domestic spaces during the Covid lockdown. Zara's entry reads "an eco-dyeing technique using native plants on organic papers or fabric, as taught to me by grandmother".

Maryanne leaves a large, loving and supportive family, and many grateful, crafty friends who have benefited from her knowledge and skills, and from her friendship.



