




Victorian Feltmakers Inc



To all VFI Members,

Beginner Workshops – now open for bookings!!

\$30 for VFI members and you can bring your own supplies (list can be provided by host on request)

\$40 for non members which includes felting kit or VFI members who would like to use the kit

Wet Felted Flowers with Jo – Sat 18th April at 1 – 4pm

Jo will go through how to make a variety of flowers including a rose, lily and camellia using a basic wet felting technique, which you can make into a brooch or use as an embellishment on a hat, bag or that special project!



Making Wet Felted Jewellery with beads & cords with Margot & Rita – Sat 20th June at 1 – 4pm

Margot and Rita have paired up to show participants how to make and use wet felted beads and cords to make their own jewellery. A great introduction into wet felting, designing and creating your own pieces.



3D Hearts as part of the Heartfelt Project with Alice – Sat 15th August at 1 – 4pm

There is nothing quite like wool as a medium for bringing comfort. Through the Heartfelt Community Project, founded by the artist Wendy Bailye, where wool felted hearts are created and shared as symbols of care, hope, and compassion. These hearts provide comfort to recipients, and the felting process itself supports emotional wellbeing for makers. Let's make comfort hearts for someone in need and share them freely with the local community.

**Make a small Pod or Vessel with Jane – Sat 17th October at 1 – 4pm**

Discover the magic of felting in this relaxed and creative workshop! You'll learn how to craft your very own small pod (just like the one pictured) while picking up the essential skills to get you started on your felting journey. Along the way, we'll explore the fascinating history of felting, the different techniques you can use, and the wide variety of wools and fibres that bring these beautiful creations to life. But most importantly—this workshop is all about enjoying yourself, getting creative, and trying something new in a friendly, supportive space.

By the end of the session, you'll head home with your handmade pod and a basic felting kit so you can keep the creativity flowing.



If you are interested in attending a workshop, having some fun and trying something new, book in on our website <https://www.vicfeltmakers.org/beginners-workshops-2026.html> and I will call you to confirm we have space and provide the payment details so you can go ahead and secure your spot. The workshops will be held at St James Hall, Cnr of Burke St & High Street, Glen Iris

If you have any questions or would like more information or to book over the phone, please give me a call – Jo on 0432 935174 or feel free to email me at jobagge1@gmail.com

If you know of anyone else who would be interested in our workshops please send them the below flyer. If you would like to display this at a local textile / fibre arts group, woolshop, or neighbourhood house please feel free. PDF is available here below to print:

[VFI Beginners Felting Workshops 2026 - Flyer](#)

The next meeting for members will be on **18th April** at St. James Hall, Cnr Burke Rd. & High St, Glen Iris, VIC 3146. Can't wait to see you there !

Next Felting Frenzy is on Sat 16th May: The coming together of felt and basketry – Sonya Solomon

Felt Frenzies are held at St. James Hall, Cnr Burke Rd. & High St. Glen Iris. BYO Lunch. Please make sure you fill in the Registration Form if you are attending the Felt Frenzies. You will find full details there if you are intending to take part in the Skill Share.

Attendance at our Felt Frenzies is limited and must be booked and paid for in advance. Please click on the Registration Form link below to book and pay for your place.

Felt Frenzy registration form: <https://www.vicfeltmakers.org/felt-frenzy-registration-form.html>

Events in 2026

Date Activity

Sat 18 th April Member meeting & Beginners Felting Workshop – Flowers

Sat 16 th May Felting Frenzy- The coming together of felt and basketry – Sonya Solomon

Sat 20 th June Member meeting & Beginners Felting Workshop – Jewellery Making

Sat 25 th July Felting Frenzy – Using paper in felting – Jane St Quintin

Sat 15 th August Member meeting & Beginners Felting Workshop – Making 3D Comfort Hearts

Sat 19 th Sept Felting Frenzy – Dolls – Di Morley and Mary McMahon

Sat 17 th Oct Member meeting & Beginners Felting Workshop – Small Pod Vessel

Sat 21 st Nov Felting Frenzy – Using scraps – Christmas decorations and other ideas– Jill Preston

Sat 5 th Dec VFI Christmas celebration

Events outside of the VFI you may be interested in:

Victoria

Wool Day, Milawa Community Hall: 18th April

Geelong & Bellarine Yarn Show: 18th April [Geelong and Bellarine Yarn Show](#)

Yarra Valley Yarn Show: 3rd May <https://www.facebook.com/profile.php?id=100093526473252>

Melbourne Fibre Festival, Coburg: 23rd to 24th May [#melbournefibrefest2026 - aka Melbourne Fibre Fest 2026 | Facebook](#)

Murrindindi Beanie & Fibre Festival, Alexandra: 23rd to 24th May [Murrindindi Beanie and Fibre Festival, Event, High Country, Victoria, Australia](#)

Australian Sheep and Wool Show, Bendigo 17th – 19th July <https://sheepshow.com/default.asp>

Geelong Fibre Forum – (September 27th – October 3rd)

Interstate

River Yarn Festival, NSW: 11th – 12th April <https://www.riveryarn.com.au/>

Canberra Wool Expo: A Celebration of Wool: ACT: 16th to 17th May <https://obdm.com.au/>

Alice Springs Beanie Festival, NT: June 19th – 22nd [Alice Springs Beanie Festival | 2026 Program](#)

QLD Yarn Fest – Morayfield 22nd to 23rd August

Fibrefest – Wyong NSW: 27th Sept <https://www.knittersguildnsw.org.au/what-we-do>

Overview of course by Jane St Quintin: Wendy Bailye - The Art of Felt Collage

Anyone that knows me knows that I'm rather besotted with Wendy and her teachings and at the beginning of this year I couldn't resist signing up for her latest 6 week online course The Art of Felt Collage. I was a little hesitant as I have already taken Wendy's other online offerings 50 Shades of Grey Felt and Textures and Patterns in Nature and don't really think of myself as a "collage person".

However I was not disappointed and in fact the course exceeded my expectations and I can even see myself venturing into the world of wearables which is not normally my thing. There are 10 modules all jam packed with information which is given via really easy to follow video's and pdf instructions. It covers everything from making your own partial felts, 3 dimensional objects, Nuno felting, incorporating paper into your felt, design, technology and so much more. I can honestly say it will keep me inspired with new ideas for years to come and the best thing is you have access to the materials for life which means you can always go back and review the techniques and dip into the material over and over again.

There is a dedicated private Facebook group for the course and this remains after the course has ended which means you can continue to share work with other participants and also go back and review previous posts. For those who don't do Facebook there are also discussion boards on Ruzuku (the teaching platform Wendy uses) where you can post questions and photos. Wendy responds very promptly on both mediums. There are also 6 zoom meetings during the course - 3 in each timezone - where you can share your work and ask questions.

Wendy's courses are often sample based and focus on teaching different techniques rather than actual projects. However this course incorporates both samples and suggested projects so whether you like just learning new techniques or like to have a project to work towards this course will tick both boxes.

So if you want to stretch yourself and learn some new techniques or just get a kick start to your inspiration I would highly recommend this course. Here are some of the samples I made:


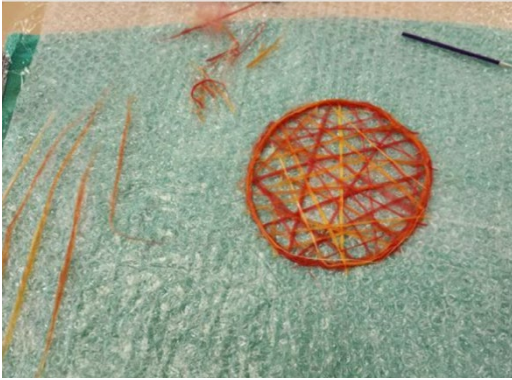


Here are some of the finished pieces:



Felt Frenzy – Pine Needle Felting with Judith & Penny





Everyone had a wonderful time at the Pine Needle Felt Frenzy! A big thanks to our members Penny and Judith for their inspiring demonstration of the pine needle felting technique, originally invented by Leiko Uchiyama.

After the demonstration, members were excited to give it a go, making their own samples and playing around with the textures. We're looking forward to seeing their finished work and sharing it at "Show & Tell" in our next members' meeting.

Favourite Supplier for this month: Nundle Woollen Mill



www.nundle.com

Nundle Woollen Mill is one of the last working Woollen Mills in Australia. It transforms Australian Merino Wool into gorgeous yarns and top using traditional machinery some of which dates back to 1914. Several of the machines were relocated from the JL McGregor Mill in Geelong to Nundle in 2000.

Explore the online shop or if you would like to go on a roadtrip, they run tours of the mill and you can see their fully functioning restored vintage machines. You can visit the shop and buy some wool tops, yarns, woollen accessories, clothing and many other gorgeous items.

The VFI also stock their gorgeous range of top which is for sale from 10 -10.30 on VFI Meeting days at very reasonable prices !